











Week beginning:	30th March 2020
Personal, Social and Emotional Development 	Choose a job that your child could take responsibility for during this time at home. Could they have a go at making their own bed/ sorting out the laundry e.g. matching socks OR could they help set the table with knives and forks?
Language Development 	Dance and freeze: This game is great for attention and listening (and also for using up excess energy!). Simply put on some music...children dance when it's on and freeze when it's off. Give them lots of praise if they are listening well to the music and responding quickly when it stops.
Early Mathematical Experiences 	Easter is a good time to focus on oval shapes . We often explore oval shapes through art activities in nursery, talking to the children about what the shape looks like while they decorate them (see below). You could take the children around your house with a phone or tablet to see if they can spot any ovals to photograph (this is quite hard but hopefully there are some Easter eggs around!). Here is one from Mrs Cockroft's house... 
The Arts 	Provide some oval shapes in paper or card for the children to decorate by sticking, painting, colouring. They might want to use patterns like spots or stripes to decorate them. These could be hung from a string across a window as decoration. Could they sing along to 'Chick chick chick chick chicken' or 'Five little ducks' as they do this? 
Physical Development and Movement 	Gross Motor: Rolling We may not be able to go out to roll eggs this year, so why not set up a rolling activity in your hallway or garden? Use any soft ball and set up a target for them to roll this towards. This could be through the legs of a chair towards a partner, or you could use empty plastic bottles (with a little water in the bottom for stability) as skittles. Could they find a way to record their scores? Fine Motor: Normally at this time, we print an oval shape on thin card for the children to have a go at cutting out. Some may need help with this, and don't worry too much about accuracy! They could use this to decorate for their Maths oval activity above.
The World Around Us 	During our Ark farm visit the children enjoyed petting chicks and hearing about how they developed from eggs. Many other animals also develop from eggs ... you could try watching Come Outside – Eggs https://youtu.be/swQujfPhXd0 (these programmes are a bit dated but the content is good). Watch with your children and talk about what they learn.